



CENTRAL HIGH SCHOOL

2021-22 SCHOOL PROGRESS REPORT ON EDUCATION AND EQUITY

School Code | 6010 Sector | District Network | Network 1
Principal Name | Ms Katharine Davis
Address | 1700 W Olney Ave
Phone | 215-400-3590 Website | centralhs.philasd.org/
Report Type | High School Grades in Report | 9-12
Admissions Category | Criteria-Based Turnaround Model | N/A
Receives K8 Report | No
Oct 1 Enrollment | 2381

Student Enrollment and Demographics



- 0.2% American Indian / Alaskan Native
- 38.2% Asian
- 18.0% Black / African American
- 8.0% Hispanic / Latino
- 4.3% Multi Racial / Other
- 0.1% Native Hawaiian / Pacific Islander
- 31.2% White

2405

Total Number of Students Served for 10+ Days Over the Year

0.5%

% Students with IEPs

0.8%

% English Learners

45.7%

% Economically Disadvantaged

Student Attendance

76.9%

% Students Attending at Least 95% of Instructional Days

92.1%

% Students Attending at Least 90% of Instructional Days

Score Level

Level 1

Performance

At or Above Target in **75.0 %**
6 out of 8 Eligible Metrics

Improvement

Insufficient Data for Score

Goal Performance (All Students)

GOAL 4 | % of 11th Graders Proficient on Algebra, Biology, & Literature Keystones

Score: **94.0 %**



62.3 pts above 2021-2022 target

MEETING 2026 GOAL

no data prior year

GOAL 5 | % of 12th Grade Career and Technical Education (CTE) Students Meeting Industry Standards

Insufficient Sample

- Meeting Target
- Not Meeting Target

Performance

Improvement

Level

American Indian / Alaskan Native

Insufficient Data for Score

Insufficient Data for Score

Asian

Insufficient Data for Score

Insufficient Data for Score

Black / African American

Insufficient Data for Score

Insufficient Data for Score

Hispanic / Latino

Insufficient Data for Score

Insufficient Data for Score

Multi Racial / Other

Insufficient Data for Score

Insufficient Data for Score

Native Hawaiian / Pacific Islander

Insufficient Data for Score

Insufficient Data for Score

White

Insufficient Data for Score

Insufficient Data for Score

English Learners

Insufficient Data for Score

Insufficient Data for Score

Students with IEPs

Insufficient Data for Score

Insufficient Data for Score

Economically Disadvantaged

Insufficient Data for Score

Insufficient Data for Score

College & Career: Every Student Graduates Ready for College and Careers

Goal 4 - Keystone Proficiency

School Code | 6010 School Name | Central High School

Goal 4: The percentage of students who are proficient on all three state high school assessments (Algebra, Literature, and Biology) by the end of their 11th grade year will grow from 26.1% in August 2019 to 52.0% by August 2026.

% of 11th Graders Proficient on Algebra, Biology, & Literature Keystones

All Students, 583 students

Score: 94.0 %



2021-2022 Target: 31.7 %

62.3 pts above target

2025-2026 Goal: 52.0 %

42.0 pts above target



- Meeting Target
- Not Meeting Target

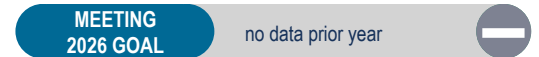
American Indian / Alaskan Native

Insufficient Sample

Asian, 224 students

Score: 96.4 %

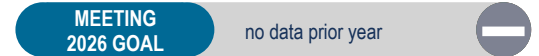
64.7 pts above target



Black / African American, 107 students

Score: 86.9 %

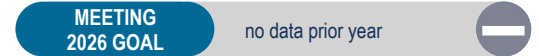
55.2 pts above target



Hispanic / Latino, 53 students

Score: 94.3 %

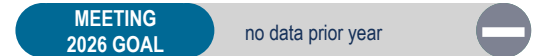
62.6 pts above target



Multi Racial / Other, 23 students

Score: 95.7 %

64.0 pts above target



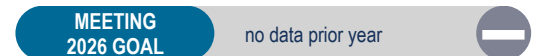
Native Hawaiian / Pacific Islander

Insufficient Sample

White, 174 students

Score: 94.8 %

63.1 pts above target



English Learners

Insufficient Sample

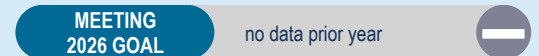
Students with IEPs

Insufficient Sample

Economically Disadvantaged, 272 students

Score: 94.5 %

62.8 pts above target



College & Career: Every Student Graduates Ready for College and Careers

Goal 5 - Career and Technical Education

Graduation and College Readiness

School Code | 6010 School Name | Central High School

Goal 5: The percentage of Career and Technical Education (CTE) students who pass an industry standards-based competency assessment by the end of their 12th grade year will grow from 54.5% in August 2019 to 80.0% in August 2026.

% of 12th Grade CTE Students Meeting Industry Standards

All Students

Insufficient Sample

AP, IB, or Dual Enrollment Course Metrics

60.4 %

% of Students Meeting Standard on AP Exam, on IB Exam, or in Dual Enrollment Course by End of 12th Grade

17.0 %

% of Students Participating in but Not Meeting Standard on AP Exam, IB Exam, or Dual Enrollment Course by the End of 12th Grade

22.6 %

% of Students Not Participating in AP Exam, IB Exam, or Dual Enrollment Course by the End of 12th Grade

Other Key Metrics

96.7 %

Ninth-Grade On-Track Rate

88.5 %

First-Fall Matriculation

86.9 %

% of Students Completing the FAFSA by End of 12th Grade

- Meeting Target
- Not Meeting Target

College & Career: Every Student Graduates Ready for College and Careers

Graduation and College Readiness

School Code | 6010 School Name | Central High School

Four-Year Cohort Graduation Rate

All Students, 600 students

Score: **98.8 %**



2021-2022 Target: **87.7 %**
11.1 pts above target

2025-2026 Goal: **90.0 %**
8.8 pts above target



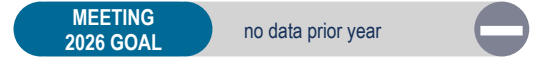
- Meeting Target
- Not Meeting Target

American Indian / Alaskan Native

Insufficient Sample

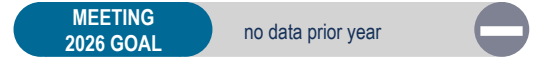
Asian, 259 students

Score: **98.5 %**
10.8 pts above target



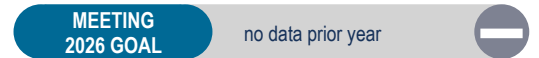
Black / African American, 99 students

Score: **99.0 %**
11.3 pts above target



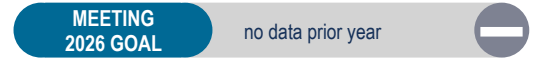
Hispanic / Latino, 43 students

Score: **95.4 %**
7.7 pts above target



Multi Racial / Other, 26 students

Score: **100.0 %**
12.3 pts above target

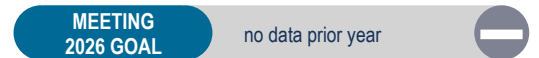


Native Hawaiian / Pacific Islander

Insufficient Sample

White, 172 students

Score: **100.0 %**
12.3 pts above target



English Learners

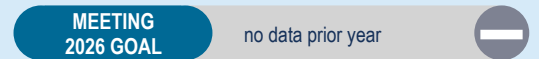
Insufficient Sample

Students with IEPs

Insufficient Sample

Economically Disadvantaged, 309 students

Score: **98.1 %**
10.4 pts above target



College & Career: Every Student Graduates Ready for College and Careers

Graduation and College Readiness

School Code | 6010 School Name | Central High School

Four-Year Cohort Drop-Out Rate

Four-Year Cohort Continuation Rate

All Students

6 out of 600 students

Score: 1.0%

All Students

1 out of 600 students

Score: 0.2%

American Indian / Alaskan Native

Insufficient Sample

American Indian / Alaskan Native

Insufficient Sample

Asian

3 out of 259 students

Score: 1.2%

Asian

1 out of 259 students

Score: 0.4%

Black / African American

1 out of 99 students

Score: 1.0%

Black / African American

0 out of 99 students

Score: 0.0%

Hispanic / Latino

2 out of 43 students

Score: 4.7%

Hispanic / Latino

0 out of 43 students

Score: 0.0%

Multi Racial / Other

0 out of 26 students

Score: 0.0%

Multi Racial / Other

0 out of 26 students

Score: 0.0%

Native Hawaiian / Pacific Islander

Score: 0.0%

Native Hawaiian / Pacific Islander

Insufficient Sample

White

0 out of 172 students

Score: 0.0%

White

0 out of 172 students

Score: 0.0%

English Learners

Insufficient Sample

English Learners

Insufficient Sample

Students with IEPs

Insufficient Sample

Students with IEPs

Insufficient Sample

Economically Disadvantaged

5 out of 309 students

Score: 1.6%

Economically Disadvantaged

1 out of 309 students

Score: 0.3%

Climate, Culture & Opportunity

Guardrail 1 - Welcoming and Supportive Schools

School Code | 6010 School Name | Central High School

Guardrail 1: Every school will be a safe, welcoming and healthy place where our students, staff and community want to be and learn each day. This means that our schools will be: 1) environmentally safe and clean; and 2) spaces with inclusive climates that provide students with access to robust social, emotional, and mental health supports.

School Climate Score

Score: 7.2



2021-2022 Target: 7.0
0.2 pts above target

2025-2026 Goal: 7.0
0.2 pts above target

MEETING 2026 GOAL no data prior year

School Climate Survey

7.4/10
Student Rating

8.7/10
Parent Rating

6.7/10
Teacher Rating

School Instruction Score

Score: 7.7



2021-2022 Target: 8.0
-0.3 pts from target

2025-2026 Goal: 8.0
-0.3 pts from target

NOT MEETING no data prior year

School Instruction Survey

8.2/10
Student Rating

7.3/10
Parent Rating

7.6/10
Teacher Rating

- Meeting Target
- Not Meeting Target



No

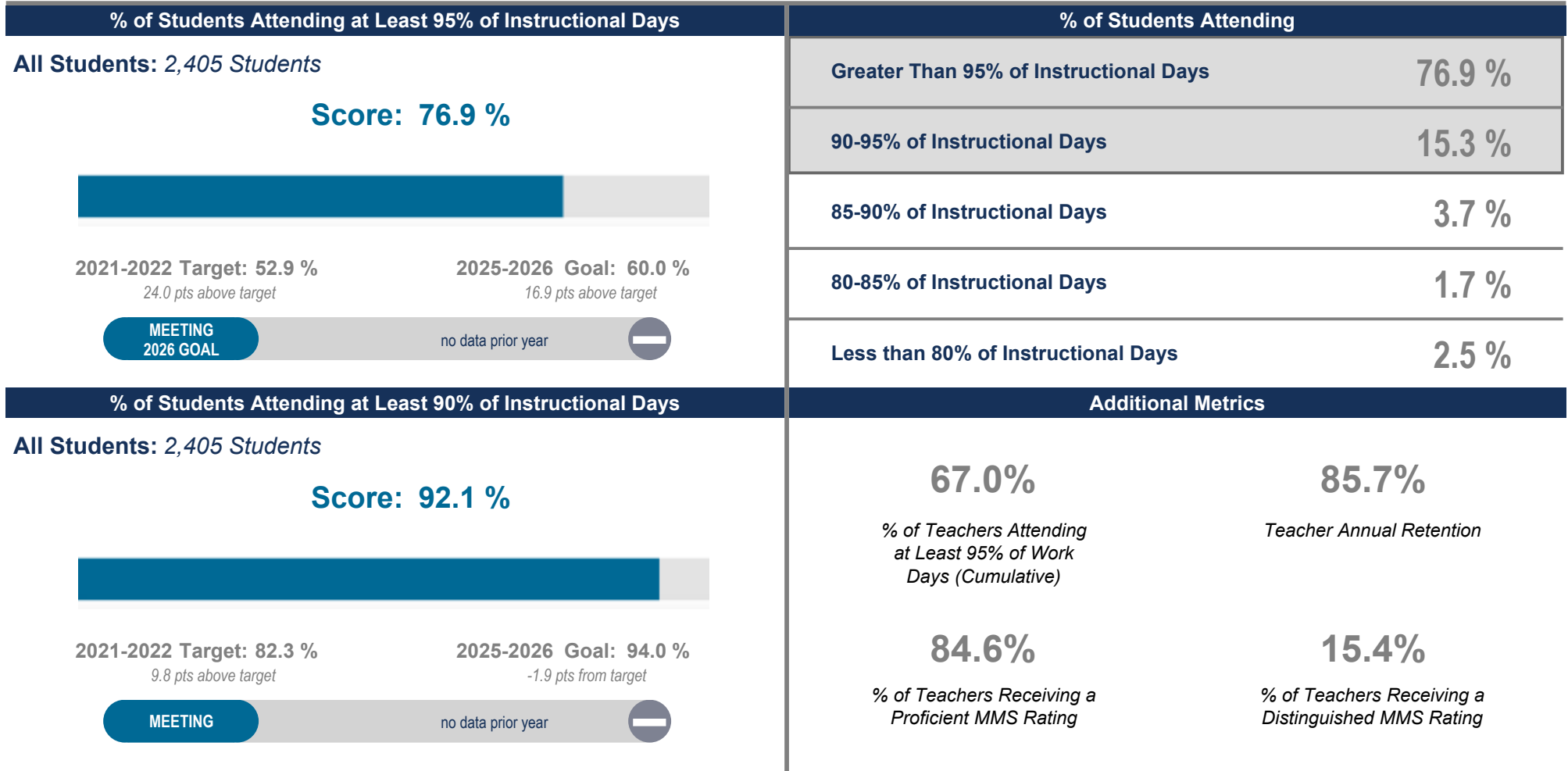
School Has at Least 2 Behavioral/Mental Health Support FTEs per 500 Students

Climate, Culture & Opportunity

Guardrail 1 - Welcoming and Supportive Schools

School Code | 6010 School Name | Central High School

Guardrail 1: Every school will be a safe, welcoming and healthy place where our students, staff and community want to be and learn each day. This means that our schools will be: 1) environmentally safe and clean; and 2) spaces with inclusive climates that provide students with access to robust social, emotional, and mental health supports.



- Meeting Target
- Not Meeting Target

Climate, Culture & Opportunity

Guardrail 2 - Enriching and Well-rounded School Experiences

Guardrail 3 - Partnering with Parents / Family Members

School Code | 6010 School Name | Central High School

Guardrail 2: Every student will have a well-rounded education with co-curricular opportunities, including arts and athletics, integrated into the school experience.

Guardrail 3: Every parent and guardian will be welcomed and encouraged to be partners in their child's school community.

% of Students Participating in Co-Curricular / Athletics Activities

*% of Students
Participating in Co-
Curricular / Athletics
Activities*

Data Unavailable

School Relationship Score

Score: 7.1



2021-2022 Target: 8.0

-0.9 pts from target

NOT MEETING

no data prior year



Additional Metrics



Yes

School Has a SAC/Parent Advisory Group



Yes

School Has a SAC/Parent Advisory Group That Meets Regularly



6

Number of SAC/Parent Advisory Group Meetings

- Meeting Target
- Not Meeting Target

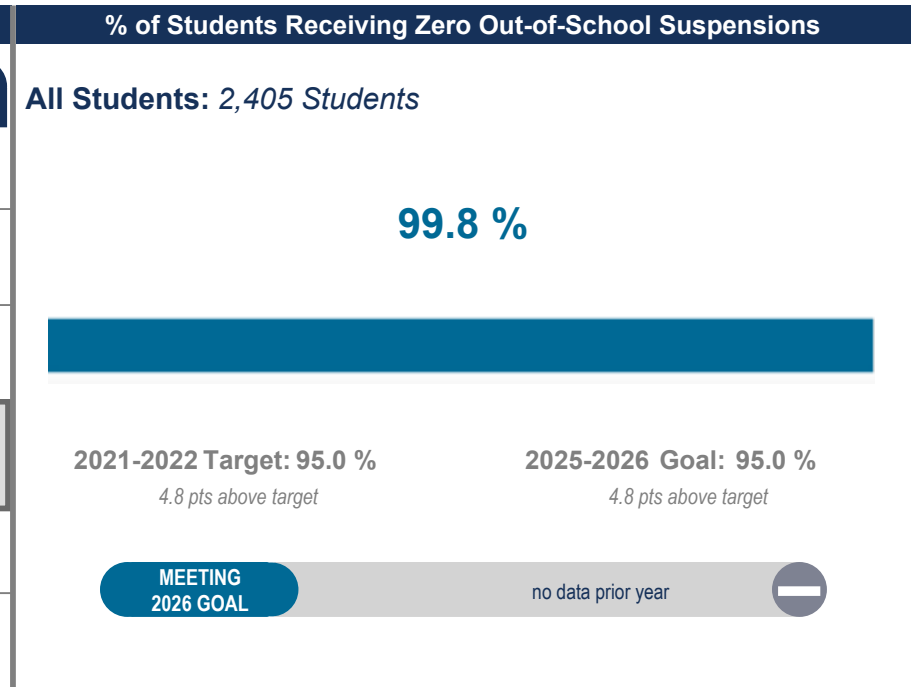
Climate, Culture & Opportunity

Guardrail 4 - Addressing Racist Practices

School Code | 6010 School Name | Central High School

Guardrail 4: Our students' potential will not be limited by practices that perpetuate systemic racism and hinder student achievement.

Suspension Disproportionality			
	% of Enrollment (Total Enrollment)		% of Suspensions Given to Each Subgroup
All Students	(2381)		
American Indian / Alaskan Native	0.2 %	(4)	0.0 %
Asian	38.2 %	(910)	20.0 %
Black / African American	18.0 %	(428)	40.0 %
Hispanic / Latino	8.0 %	(191)	0.0 %
Multi Racial / Other	4.3 %	(102)	0.0 %
Native Hawaiian / Pacific Islander	0.1 %	(2)	0.0 %
White	31.3 %	(744)	40.0 %
English Learners	0.8 %	(18)	0.0 %
Students with IEPs	0.5 %	(11)	0.0 %
Economically Disadvantaged	45.7 %	(1089)	40.0 %



Disproportionality in AP, IB, and Dual Enrollment Courses

All Students	Black / African American	Hispanic / Latino
81.1 %	73.5 %	73.2 %

- Meeting Target
- Not Meeting Target